



**Trinity College Dublin**  
Coláiste na Tríonóide, Baile Átha Cliath  
The University of Dublin



Student Learning Development

# Presenting and communicating your research

Student Learning Development  
Presented by Dr Maeve O' Regan

E: [student.learning@tcd.ie](mailto:student.learning@tcd.ie)

W: [www.tcd.ie/sld/](http://www.tcd.ie/sld/)



# Aims of the workshop

To understand how to:

- plan
- prepare
- practice
- present

effectively





“Presentation is the ‘Killer Skill’ we take into the real world. It’s almost an unfair advantage.”  
Ethan Rasiel & Paul N. Friga, ‘The McKinsey Mind’

What makes a good/bad presentation?  
Think of ones you've been to/watched.



# Steps in Giving Presentation

1. Plan

2. Prepare

3. Practice

4. Present



The first time you present your research should not be at the mid-stage or viva interview!



Image sourced: Creative Commons

# Opportunities to present your research

- **Conference** (School or department, or other)
- Seminar (to peers and/or staff in your School)
- **3MT Competition** – Your thesis in 3 minutes  
– see examples on YouTube
- <https://www.ul.ie/research/doctoral-college/events/iaa-national-3-minute-thesis-final-2024>
- See Irish Universities Association:





# 1. Planning

# Ask yourself

- **Who** is your audience?
- **Why** are they there?
- What is your **goal**?
- How **long** will it be?
- **Where/how** will it take place?



# 3 things

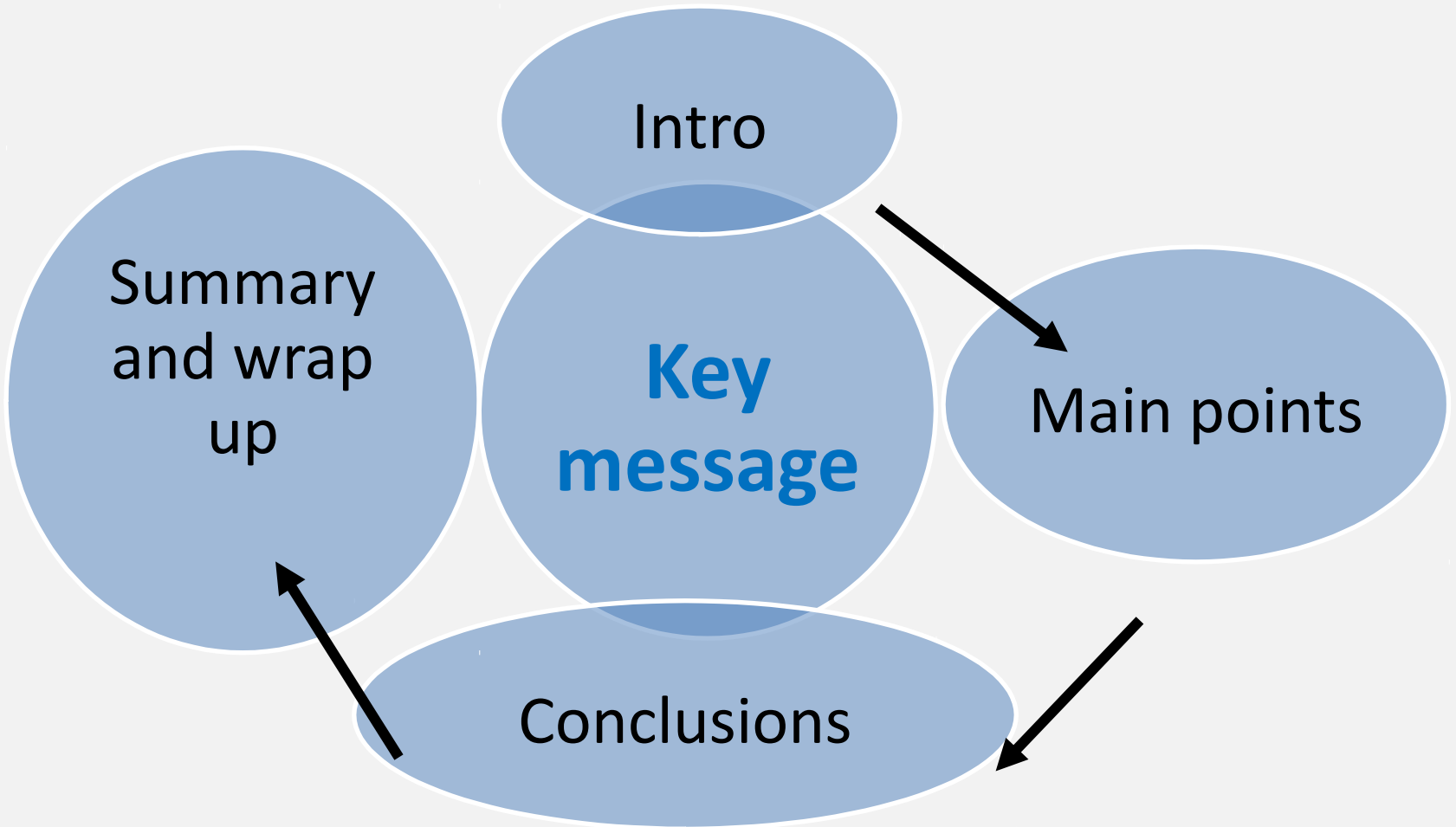
If your audience could remember only **three things** about your presentation, what would you want it to be?

(1) \_\_\_\_\_

(2) \_\_\_\_\_

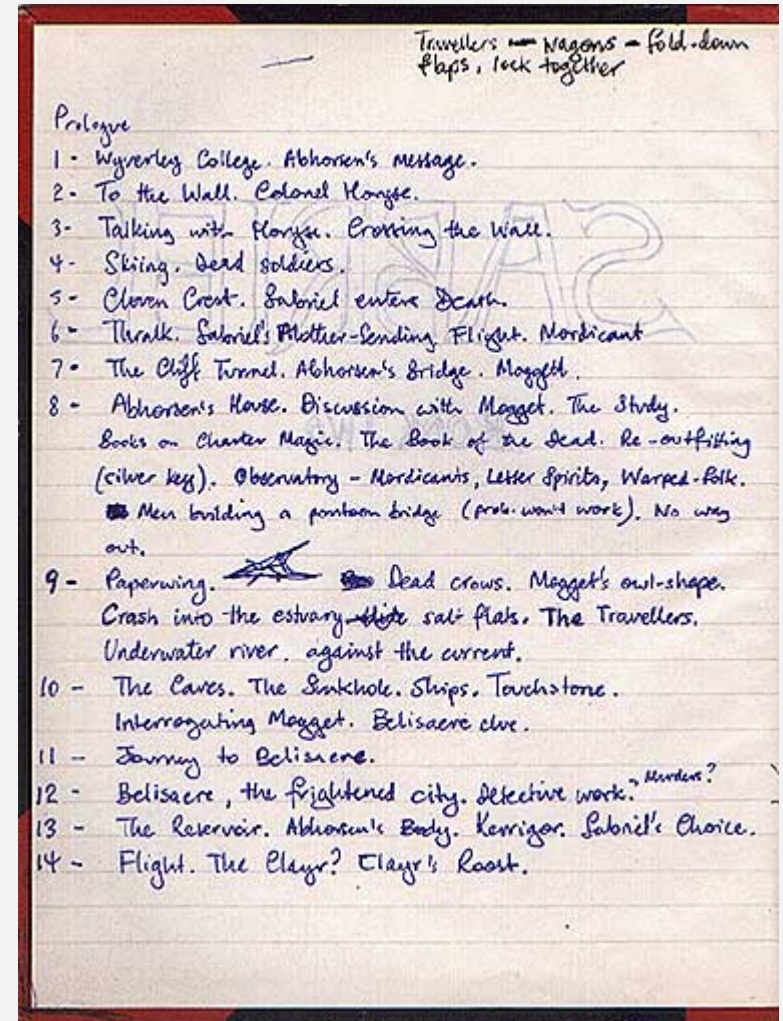
(3) \_\_\_\_\_





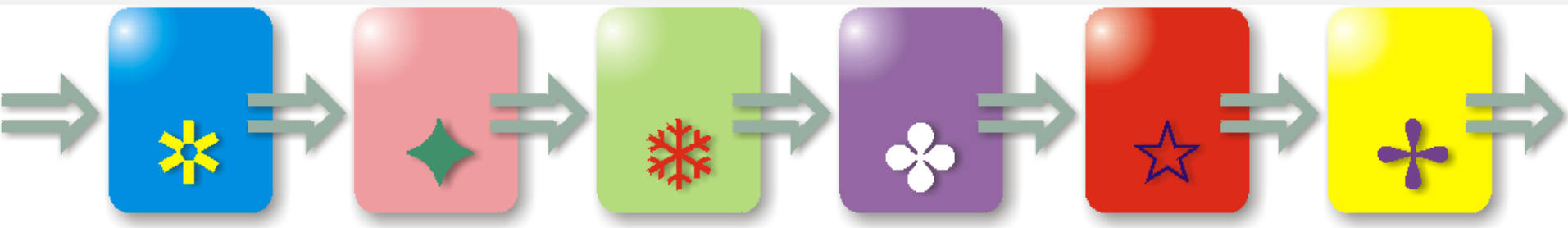
# Start with your Outline

- **No Powerpoint initially**
- Pencil & Paper/computer
- Order your thoughts
- **Key points**
- What are you not discussing?

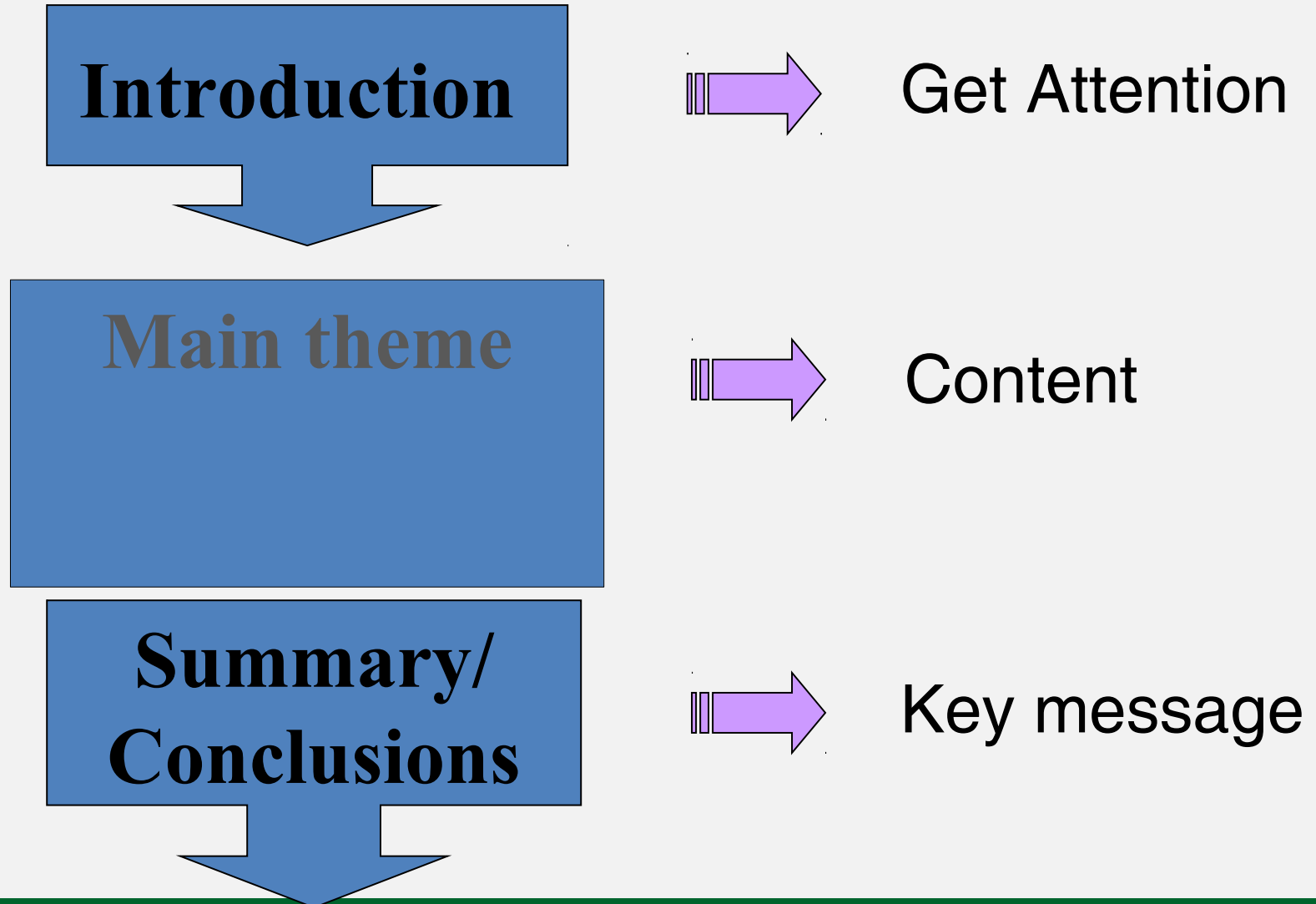


# Structure

**Have a sound, clear structure**



# Structure



# Strong Start - Create interest

“We need to open gaps before we close them. Our tendency is to tell people the facts. First, though, they must realize that they need these facts.”

Dan & Chip Heath, Make it Stick



ELEVATORS



alamy



alamy

alamy

Call Elevator  
Call Button  
ONE Time



ELEVATOR  
In Case of Fire  
Use Stairs  
Not Elevator

alamy

Image ID: T75TYB  
www.alamy.com

# Elevator Pitch



# Elevator Pitch

- 30 – 45 seconds – your research
  - Language – concise, engaging
  - Body language/ voice
- Feedback – constructive/ask a question
- 1 person to be timekeeper/feedback to the rest of the group



# Mid Stage Confirmation and Viva

- **Who** (if relevant) is your research about?  
E.g. a group of people, individuals etc
- **What** is your research about?
- **Where?** Is there a context for your research, a place, a setting? E.g. a country, a classroom, an online community
- **When?** Is there a timeframe relevant to your research?
- **Why? WHY IS THIS IMPORTANT – this is your hook**
- **Who else has looked at this and HOW?**



# Example

- My PhD (2022)
- **Who?** Part-time PhD researchers (completed)
- **What?** PhD: stages from start to completion
- **Where?** Universities in Ireland
- **When?** Preferably recent PhD completers (p/t)
- **Why?** 75% increase p/t PhD enrolments since 2009 (Ireland) HEA stats. 'Invisible' in Policy and practice (Neumann & Rodwell, 2009)
- **How?** Narrative analysis – stories from p/t PhD completers – HEIs Ireland – to inform policy/practice





# 2. Preparation

# A few guidelines



# Information

**1. Drip feed**

2. Most important information **Jumps Out**

3. Don't use sentences



# Colour

Use colour well



# High quality images



[This Photo](#) by Unknown Author is licensed under [CC BY-SA-NC](#)

Use images to **support** your points

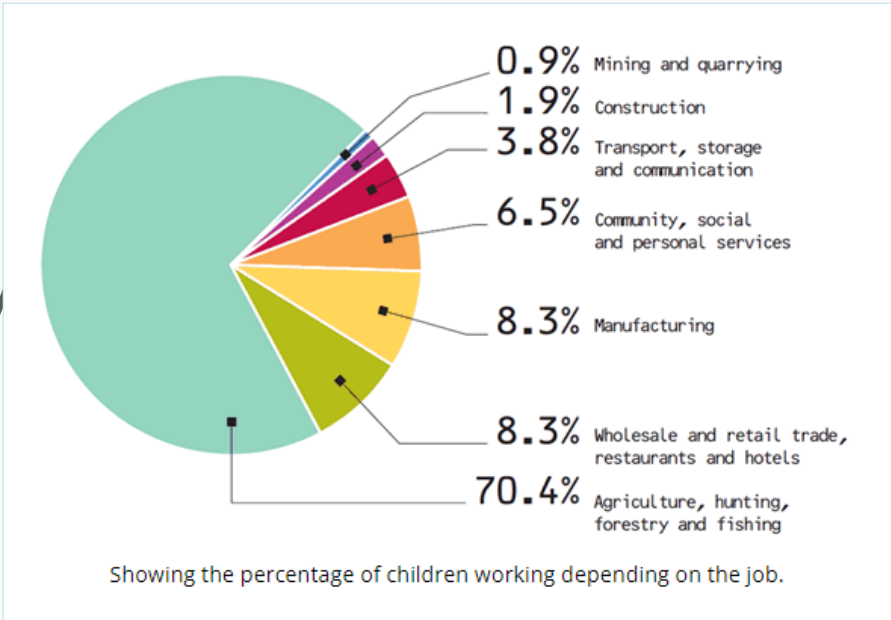
Use a consistent **theme**

<https://www.istockphoto.com/illustrations/history>



# Graphs/figures

- Appropriate type
- Easy to follow -clearly labelled
- Use colour effectively



<https://childlaborindustrialrevolutionn.weebly.com/jobs-for-children-during-industrial-revolution.html>



# How to make a point?



# College attrition causes


“Overall, our findings provide a combined retention rate of 92.40 % for students who attended TCD. This is very close to the previous year’s rate of 92.45%. It should be noted that these results should be interpreted on a tentative basis as it is clear that a number of other outside factors impact on a student’s ability to sustain and progress in their chosen area of study at third level.”

- 16,000+ students come to Trinity every year
- There are 3 Faculties
- Morgan 2001 A study of non-completion in undergraduate University courses
- The average non-completion rate across Irish Universities is 16.8%
- Improve all students chances of achieving their maximum potential
- Connect with students – building relationships, departmental receptions
- 51% of college students leave college because of lack of effective supports





51%

A photograph of four college students sitting on the grass outdoors, engaged in conversation. The students are dressed in casual attire, and the background shows trees and a building, suggesting a campus setting. The image is partially obscured by a dark gradient on the right side where the text is located.

51% leave college  
because of  
lack of effective  
supports



# 3. Practice



# The more you practice the:

- better you feel

- more you want to do



# Practice

- Standing up
- In front of a mirror
- Out loud
- Time yourself
- Video yourself
- Review
- Redo, redo, redo...



# Becoming Confident

- Be over-prepared
- Rehearse and practice
- Know your subject
- Use relaxation techniques
- Be positive +++
- Avoid stressors



# It's not about you

Focus on **your goal**

- what you are going to say

## Audience

- Make them comfortable
- Interesting





# 4. Presenting





# The most powerful visual aid is YOU!


- Words
- Voice – very important
- Body language – power stance

# Research Presentations



[https://www.youtube.com/watch?v=\\_uNCp82wrxM](https://www.youtube.com/watch?v=_uNCp82wrxM)





# Show your passion





# Eye contact



# Smile!



# Dealing with Questions

Think of how you handle each of the following:

1. Good questions.
2. Difficult questions
3. Irrelevant questions

Is there anything you don't want to be asked?



# Dealing with Questions

## TRACT technique

- 1. Thank the questioner**
- 2. Repeat the question**
- 3. Answer the question**
- 4. Check with the questioner if they are satisfied**
- 5. Thank them again**



Think of presentations you have given.

What do you think you did well?

What do you think you could improve?

What can you do to improve?



# Remember the 4Ps of Presenting!

1. Plan

2. Prepare

3. Practice

4. Present



# Further information

- <https://www.tcd.ie/sld/>



# Feedback form

Please do this 30 second feedback

<https://eu.surveymonkey.com/r/SLDPGSchool>

